

SER1200

Q-FIN
Quality Finishing Solutions



The ultimate **all-in-one** finishing machine

Take your production process to the highest level with the SER1200 Multibrush. The complete solution for deburring, edge rounding with Radius 3+, non-directional, or linear finish at very high speed for sheet metal parts up to 1200 mm wide.

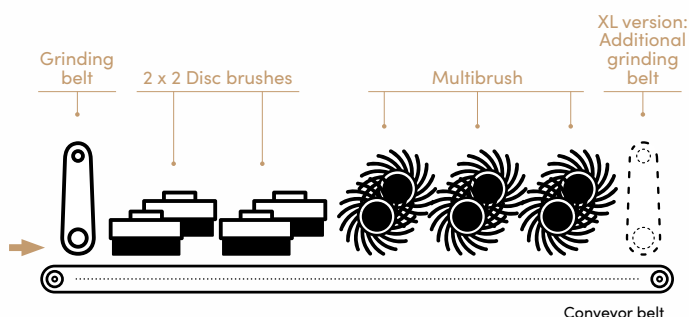


SER-LINE

SER1200

SUPER EDGE ROUNDER

FINISHING MACHINE

- ✓ Complete machine with unique brush combination
- ✓ Fully automatic adjustable stations
- ✓ Combination of operations programmable
- ✓ Intuitive, multilingual HMI touchscreen
- ✓ Reproducible finish quality with adjustable programs
- ✓ Automatic brush calibration and height adjustment of grinding unit
- ✓ Option - Qconnect+: Full ERP, handling & process integration



MORE INFO

	SER1200	SER1200 XL
Conveyor belt speed	0.3 - 10 m/min	0.3 - 10 m/min
Product fixation	Vacuum or magnet system	Vacuum or magnet system
Minimum workpiece dimensions	Vacuum: 80 x 80 mm Magnet: 50 x 50 mm	Vacuum: 80 x 80 mm Magnet: 50 x 50 mm
Maximum workpiece width	1200 mm	1200 mm
Maximum workpiece height	65 mm	65 mm
Machine power supply	400 V 50 Hz 59 A 30 kW	400 V 50 Hz 63 A 32 kW
Dimensions (L x W x H)	4370 x 2205 x 2320 mm	4370 x 2205 x 2320 mm
Weight	6,150 kg	6,750 kg